



# GLOBAL 6000 MARKET OVERVIEW

## AUGUST 2017



## GLOBAL 6000 MARKET OVERVIEW AUGUST 2017

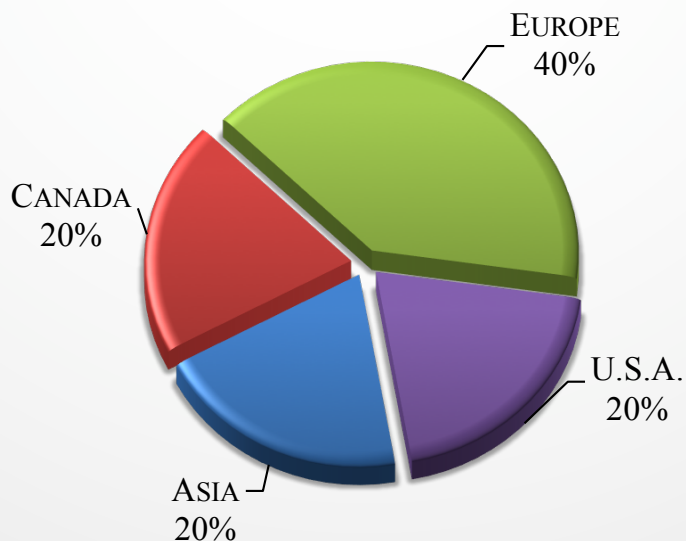
Currently, there are 5 Global 6000s for sale of 262 aircraft, representing 2% of the active fleet.

### CURRENT GLOBAL 6000 MARKET SUMMARY

AIRCRAFT SUMMARY	LOW	HIGH	AVERAGE
ASKING PRICE	\$29,990,000	\$48,500,000	\$41,278,000
AIRFRAME TOTAL TIME	117	2,760	754
MANUFACTURE YEAR	2011	2017	2014
DAYS ON MARKET	19	767	264

*FIGURES BASED ON ASKING PRICES, NOT SALE PRICES. BASED ON 5 AIRCRAFT PRICES AND 5 AIRCRAFT FOR SALE*

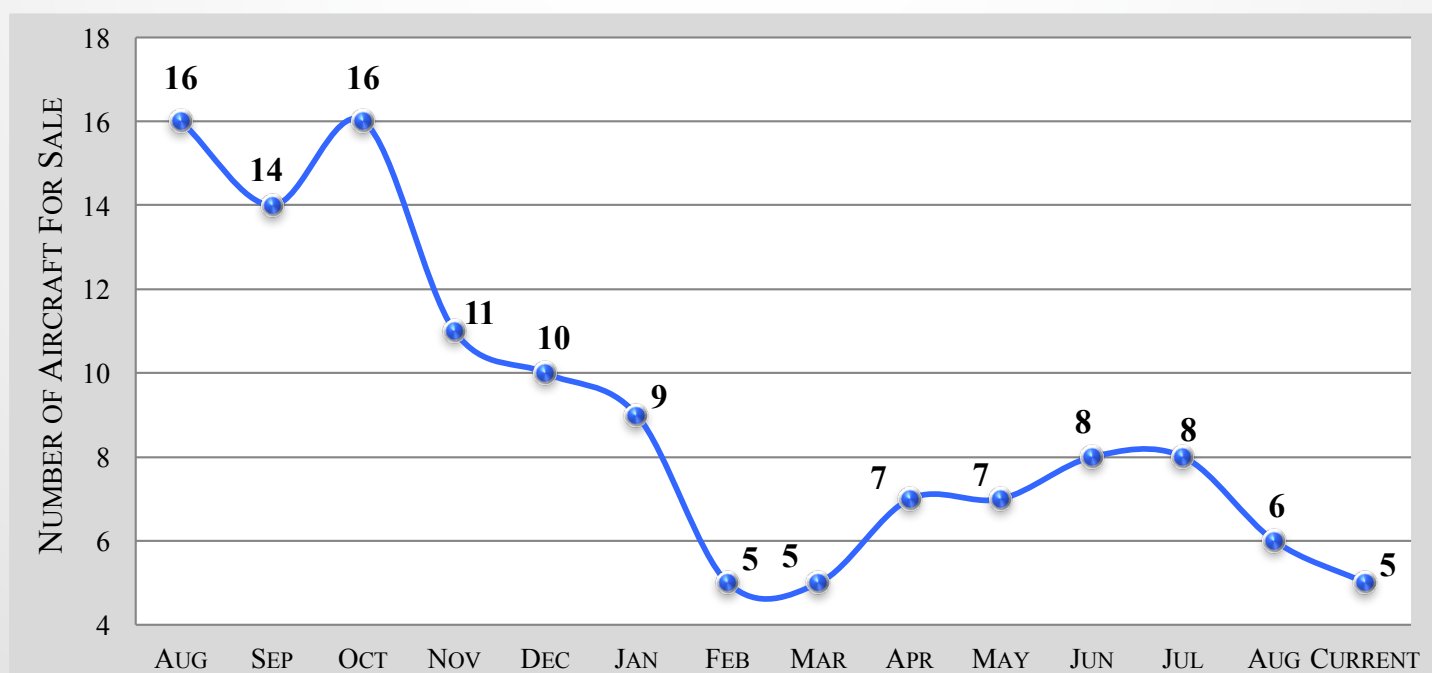
### CURRENT GLOBAL 6000 MARKET BY SELLER LOCATION



## GLOBAL 6000 – 6 MONTH MARKET HISTORY

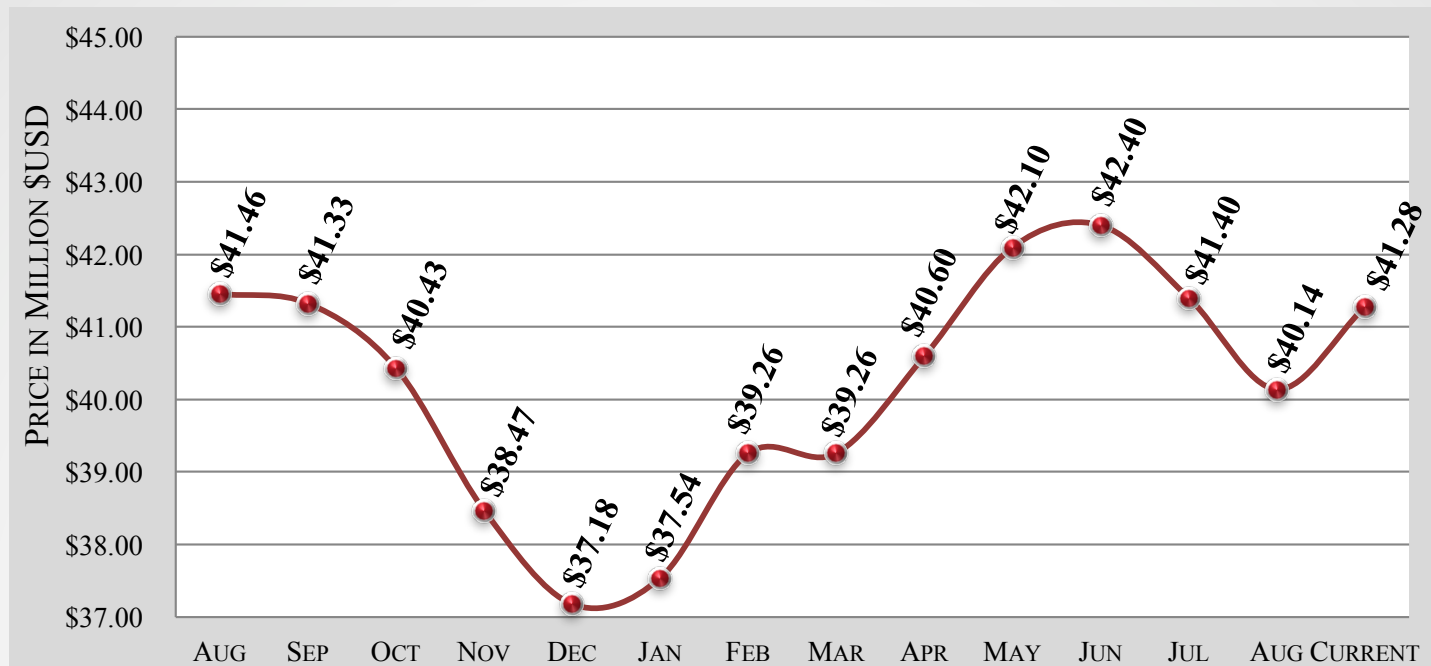
MONTH	APR	MAY	JUNE	JULY	AUGUST	CURRENT	AVERAGE
AVERAGE ASK PRICE	\$40.6M	\$42.1M	\$42.4M	\$41.0M	\$40.2M	\$41.3M	\$41.3M
NUMBER FOR SALE	7	7	8	8	6	5	7
ACTIVE FLEET	240	245	247	253	258	262	251
PERCENTAGE FOR SALE	3%	3%	3%	3%	2%	2%	3%
AVERAGE YEAR	2014	2015	2015	2015	2015	2014	2015
AVERAGE DAYS ON MARKET	420	416	379	428	522	264	405
AVERAGE AIRFRAME TIME	550	434	399	373	541	754	509
TRANSACTIONS	1	1	2	0	2	TBD	6 TOTAL

## GLOBAL 6000– 12 MONTH FOR SALE INVENTORY HISTORY

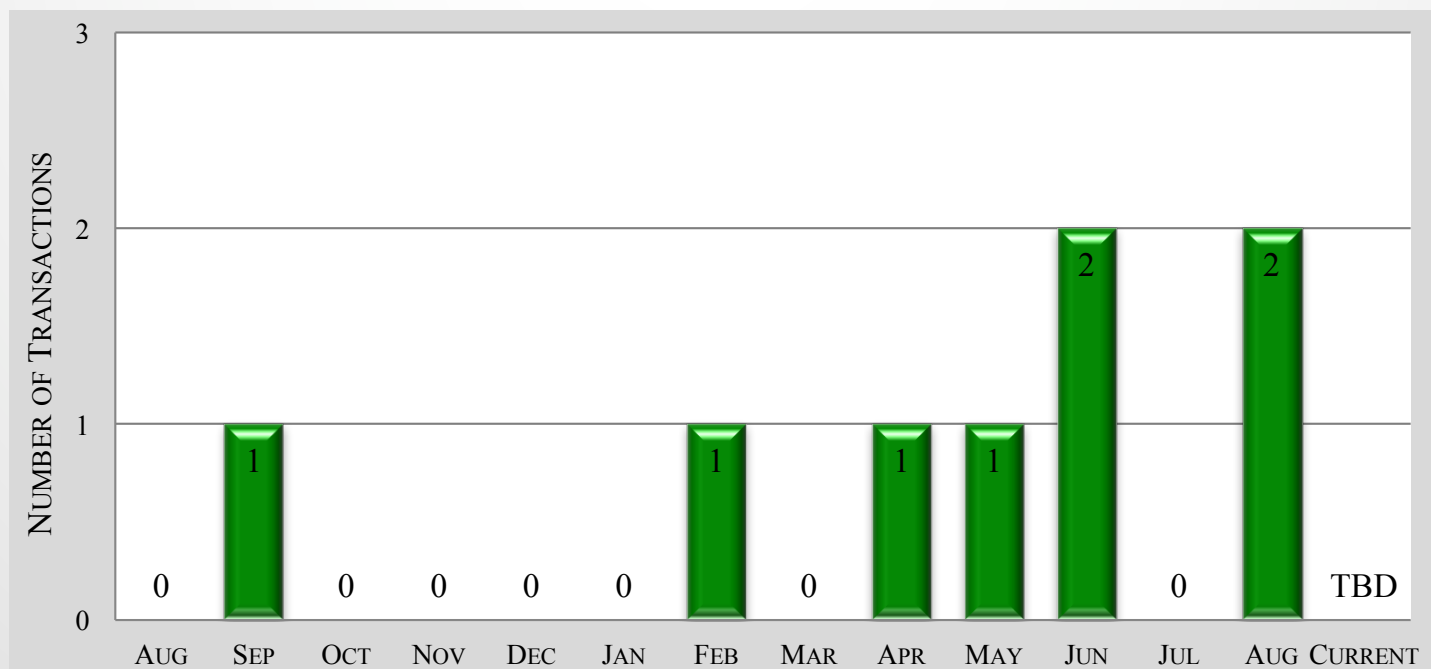




## GLOBAL 6000 – 12 MONTH ASKING PRICE TREND



## GLOBAL 6000 – 12 MONTH TRANSACTION HISTORY



## GLOBAL 6000 – AIRCRAFT BLUE BOOK VALUATIONS

YEAR	AVERAGE RETAIL	AVERAGE WHOLESALE	TREND
2012	\$31,000,000	\$27,514,000	<b>+\$887,000</b>
2013	\$35,000,000	\$31,064,000	<b>+\$887,000</b>
2014	\$37,000,000	\$32,839,000	NO CHANGE
2015	\$41,000,000	\$36,390,000	NO CHANGE
2016	\$49,000,000	\$43,490,000	<b>-\$888,000</b>
2017	\$62,310,000	\$55,303,000	NO CHANGE

*The above information valid August through September.*

## GLOBAL 6000 – VREF VALUATIONS

YEAR	AVERAGE RETAIL	AVERAGE WHOLESALE	TREND
2012	\$32,000,000	\$28,800,000	<b>-\$500,000</b>
2013	\$34,000,000	\$30,600,000	<b>-\$500,000</b>
2014	\$36,000,000	\$32,400,000	<b>-\$3,000,000</b>
2015	\$40,000,000	\$36,000,000	<b>-\$4,000,000</b>
2016	\$42,000,000	\$37,800,000	<b>-\$4,000,000</b>
2017	\$62,310,000	\$56,203,600	NO CHANGE

*The above information valid August through September.*

## GLOBAL 6000 MARKET DETAILS AS OF AUGUST 2017 ARRANGED BY YEAR

YEAR	DAYS ON MARKET	ASK PRICE	AIRFRAME TOTAL TIME	LOCATION
2011	19	\$29,990,000	2,760	Europe
2013	767	\$39,000,000	380	Europe
2015	63	\$44,000,000	232	U.S.A.
2016	344	\$44,900,000	281	Canada
2017	127	\$48,500,000	117	Asia

## GLOBAL 6000 MARKET DETAILS AS OF AUGUST 2017 ARRANGED BY DAYS ON MARKET

YEAR	DAYS ON MARKET	ASK PRICE	AIRFRAME TOTAL TIME	LOCATION
2011	19	\$29,990,000	2,760	Europe
2015	63	\$44,000,000	232	U.S.A.
2017	127	\$48,500,000	117	Asia
2016	344	\$44,900,000	281	Canada
2013	767	\$39,000,000	380	Europe

GLOBAL 6000 MARKET DETAILS AS OF AUGUST 2017  
ARRANGED BY ASKING PRICE

YEAR	DAYS ON MARKET	ASK PRICE	AIRFRAME TOTAL TIME	LOCATION
2011	19	\$29,990,000	2,760	Europe
2013	767	\$39,000,000	380	Europe
2015	63	\$44,000,000	232	U.S.A.
2016	344	\$44,900,000	281	Canada
2017	127	\$48,500,000	117	Asia

GLOBAL 6000 MARKET DETAILS AS OF AUGUST 2017  
ARRANGED BY TOTAL TIME ON AIRFRAME

YEAR	DAYS ON MARKET	ASK PRICE	AIRFRAME TOTAL TIME	LOCATION
2017	127	\$48,500,000	117	Asia
2015	63	\$44,000,000	232	U.S.A.
2016	344	\$44,900,000	281	Canada
2013	767	\$39,000,000	380	Europe
2011	19	\$29,990,000	2,760	Europe

## GLOBAL 6000 MARKET DETAILS AS OF AUGUST 2017 ARRANGED BY LOCATION

YEAR	DAYS ON MARKET	ASK PRICE	AIRFRAME TOTAL TIME	LOCATION
2017	127	\$48,500,000	117	Asia
2016	344	\$44,900,000	281	Canada
2013	767	\$39,000,000	380	Europe
2011	19	\$29,990,000	2,760	Europe
2015	63	\$44,000,000	232	U.S.A.

## GLOBAL 6000 MARKET DETAILS AS OF AUGUST 2017 RECENT CHANGES TO FOR-SALE INVENTORY

YEAR	DAYS ON MARKET	ASK PRICE	AIRFRAME TOTAL TIME	LOCATION	STATUS
2012	991	\$28,500,000	1,601	Europe	Deal Pending 2017-09
2014	956	\$36,000,000	829	India	Withdrawn 2017-09
2015	219	\$48,900,000	10	U.S.A.	Sold 2017-08
2016	78	\$44,500,000	156	U.S.A.	Withdrawn 2017-09
2017	92	\$48,800,000	23	U.S.A.	Sold 2017-08

### Disclaimer

Market changes are based on responses from sellers and agents. These changes have been reported, but not yet confirmed. Altus Aviation offers the details of these aircraft in good faith but cannot guarantee or warrant the accuracy of this information nor warrant the condition of the aircraft. A buyer should instruct his agents, or his surveyors, to investigate such details as the buyer desires validated. These aircraft are offered subject to prior sale, price change, or withdrawal without notice.





The disclosures contained in research documents produced by Altus Aviation shall be governed by and construed in accordance with U.S. law. Altus Aviation specifically prohibits the redistribution of this document in whole or in part without the written permission of Altus Aviation and therefore Altus Aviation accepts no liability whatsoever for the actions of third parties in this respect. Images August depict objects or elements that are protected by third party copyright, trademarks and other intellectual property rights. © Altus Aviation 2016. All rights reserved.